

# **REAR SEAT ENTERTAINMENT SYSTEM DOES NOT RESPOND TO ANY REMOTE CONTROL OPERATIONS**

## **INSPECTION PROCEDURE**

### **1 CLEANING IR RECEIVER SENSOR**

- (a) Clean up the infrared light emission part.
- (1) Clean up the infrared light emission part of the stereo component control.
  - (2) Check if the same abnormality occurs again.

**Standard: Function return to normal condition.**

**OK** **IR RECEIVER DIRTY**

**NG**

### **2 CHECK BATTERY(REMOTE CONTROLLER ASSY)**

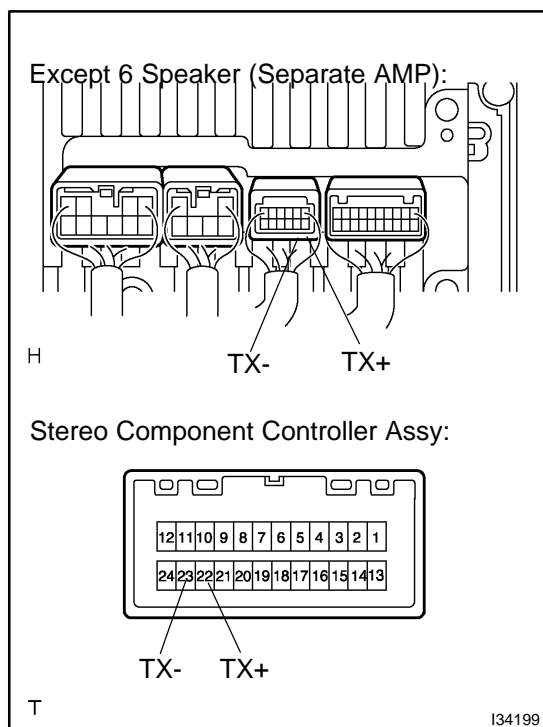
- (a) Check the dry cell battery.
- (1) Check that the dry cell battery is not used up.

**Standard: The dry cell battery is not used up.**

**NG** **BATTELY EMPTY**

**OK**

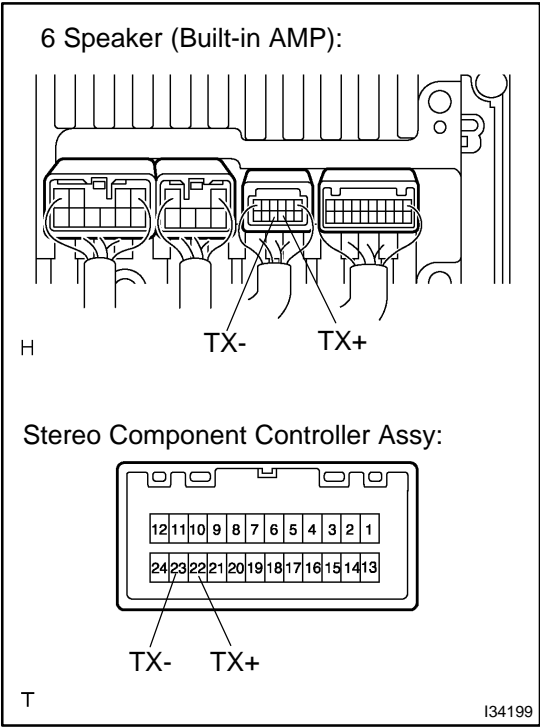
### **3 INSPECT HARNESS OR CONNECTOR(RADIO RECEIVER ASSY - STEREO COMPONENT CONTROLLER ASSY)**



- (a) Except 6 Speaker (Separate AMP):  
Check that the continuity between terminals at each condition, as shown in the chart.

**Standard:**

Terminal	Condition	Specified condition
TX+ $\leftrightarrow$ TX+	Constant	Continuity
TX- $\leftrightarrow$ TX-	Constant	Continuity



- (b) 6 Speaker (Built-in AMP):  
Check that the continuity between terminals at each condition, as shown in the chart.

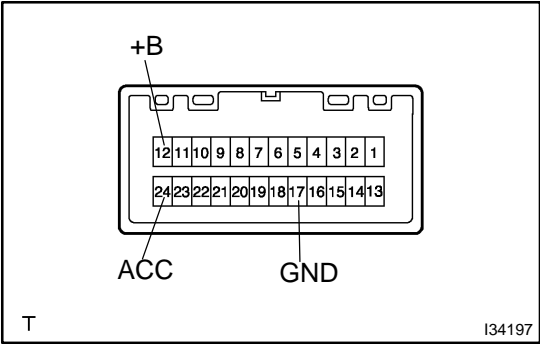
**Standard:**

Terminal	Condition	Specified condition
TX+ ⇔ TX+	Constant	Continuity
TX- ⇔ TX-	Constant	Continuity

**NG** REPAIR OR REPLACE HARNESS OR CONNECTOR

**OK**

**4 CHECK STEREO COMPONENT CONTROLLER ASSY(+B, ACC, GND)**



- (a) Check that the continuity between terminals at each condition, as shown in the chart.

**Standard:**

Tester connection	Condition	Specified condition
GND ⇔ Body ground	Constant	Continuity

- (b) Check that the voltage between terminals at each condition, as shown in the chart.

**Standard:**

Tester connection	Condition	Specified condition
+B ⇔ GND	Constant	10 - 14 V
ACC ⇔ GND	Ignition switch ACC or ON	10 - 14 V

**NG** REPAIR OR REPLACE HARNESS OR CONNECTOR

**OK**

**CHECK AND REPLACE RADIO SWITCH AND VOLUME ASSY**